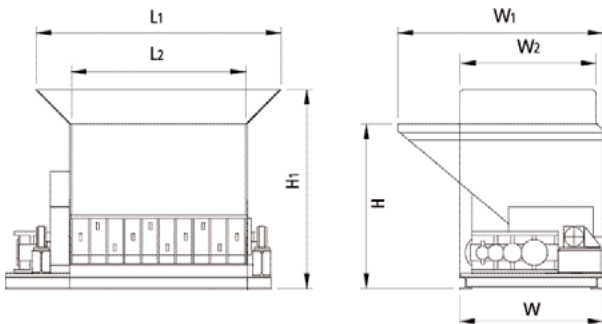


Examples of plant layout

Technical data



The MAIER-Crusher **MGB** can be integrated into any installation concept and is also available as a semi-mobile plant.



¹⁾ L1/W1/H1: optional hopper extension



MGB crusher 132/3000 with discharge belt and overband magnet assembled to form a complete plant.



MGB 132/3000 with hydraulic dosing table for automatic feeding with PB, MDF, OSB boards.



Semi-mobile MGB with diesel generator for use on different sites.



MGB

Machine type ¹⁾	MGB 75/3000	MGB 90/3000	MGB 132/3000	MGB 132/4000	MGB 160/4000	MGB 200/4000
L/W/H	mm 4900 x 2600 x 2760	4900 x 2600 x 2760	4900 x 2600 x 2760	6000 x 2600 x 2760	6000 x 2600 x 2760	6000 x 2600 x 2760
L1/W1/H1	mm 4090 x 3270 x 3330	4090 x 3270 x 3330	4090 x 3270 x 3330	5090 x 3270 x 3330	5090 x 3270 x 3330	5090 x 3270 x 3330
Hopper cross section L2/W2	mm 2800 x 3000	2800 x 3000	2800 x 3000	2800 x 4000	2800 x 4000	2800 x 4000
Hopper volume	m ³ 15	15	15	20	20	20
Rotor diameter ²⁾	mm 815	815	815	815	1025	1025
Power	kW 75	90	132	132	160	200
Productive capacity ³⁾	t/h 5-10	5-15	5-20 (25)	5-20 (30)	25-35	40-50
Machine weight (ca.)	t 14	15	16	20	22	23
Rotor speed	rpm ⁻¹ 12	16/20	24	24	24	30

Subject to technical modifications. Some of the machine equipment described here is available as an option.

- ¹⁾ Additional sizes and power types available upon request.
- ²⁾ May vary depending on number and type of teeth.
- ³⁾ Depending on feeding material and size of final material.

Crusher MGB



Reduction of bulky materials

The MAIER-Crusher **MGB** is the ideal solution for the reduction of wooden bulky material and other brittle residual materials.

- **Quick feeding**
- **Wear-protected teeth**
- **Low-maintenance and service-friendly**
- **Optimum material infeed**
- **Well-tried worldwide**

The crusher of the MGB series by MAIER

The crusher is equipped with a large dimensioned crusher roller with wear-protected teeth which, when worn, do not have to be replaced but can be re-armoured. This is a highly cost-effective alternative to machines with screwed-on knives.


Thanks to the large material hopper (16-20 m³) the machine can be fed quickly with a bucket-wheel loader or a large grapple.

The **MGB** can be equipped with different types of engine power for the desired through-put capacity.


The **MGB** has its own electrical switch-board plant with a plain text display which shows operating states and error messages.

For sorting of the discharge material the spacing of the bars of the discharge grate can be adjusted according to requirements.


Power transmission to the crusher roller is effected through a hydro coupling to a gear with downstream backgear.




Large volume material hopper with external shaft bearing and gear.



Teeth of crusher roller according to the feeding material and the input size.



Hydraulic coupling supports the run-up of the electric motor and ensures quick build-up of breaking momentum.



Slewable hopper wall helps avoiding bridging.



Furniture, boards, and wood residue



Cable drums



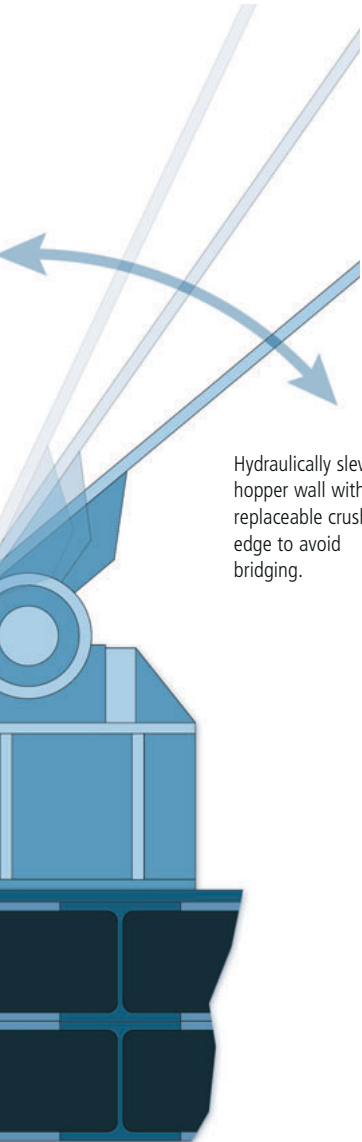
Railway ties



Electronic scrap



Bulk waste



Hydraulically slewable hopper wall with replaceable crushing edge to avoid bridging.

The large material hopper of the crusher ensures fast and safe feeding even when dealing with bulky feeding material. The slanted slewable hopper wall makes the material slide directly to the crusher roller in the crushing chamber. When bulky and large volume materials are fed, the slewing motion of the hopper wall effectively removes any material bridges.

In addition, the slewing motion of the hopper wall moves the feeding material in the direction of the crusher roller. The lower reduction chamber contains crushing bars with aggressive – optionally replaceable – crushing edges which "comb" the material with the teeth of the crusher roller, thus ensuring a high degree of reduction. The desired size of the material is achieved through the spacing of the bars of the connected frontal discharge grate.

These discharge grates are available with various widths and are optionally replaceable. If the crusher gets overloaded as a result of exceedingly large metal parts, impurities, or jamming, the crusher roller reverses by a few revolutions and then starts again.

If the impurities cannot be reduced after several restarts, there is an acoustic signal and the crusher stops. By opening the discharge grate any impurity can be manually removed from the reduction chamber.




Feeding of the MGB with a grappeler.



Feeding of the MGB with a bucket-wheel loader.




Pre-crushed material at the discharge grate of the MGB.



Replaceable crushing bar with deposit-welded crushing edges.



Large wheel with shearing bolt to protect the gear in the event of a sudden blockage.



MGB Vario with replaceable crushing grate for different sizes of final product.